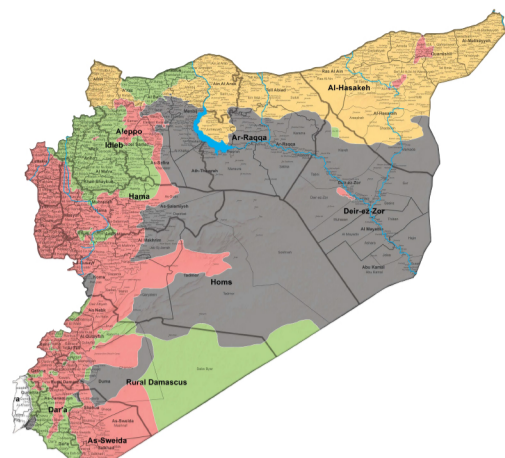
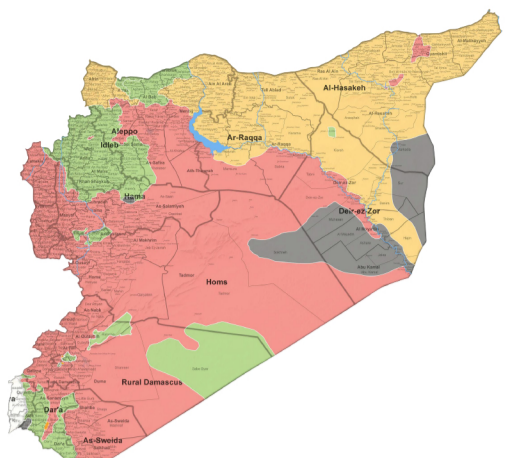


The Map of Military Influence During 2017



01-01-2017

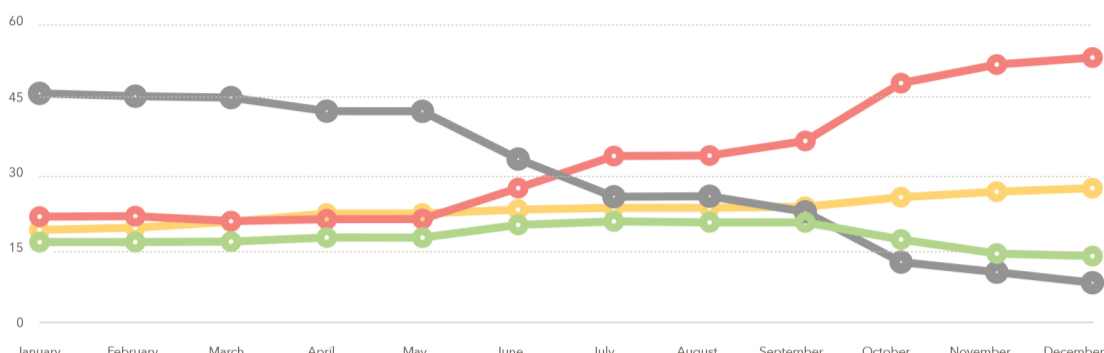
Map of the military influence during January



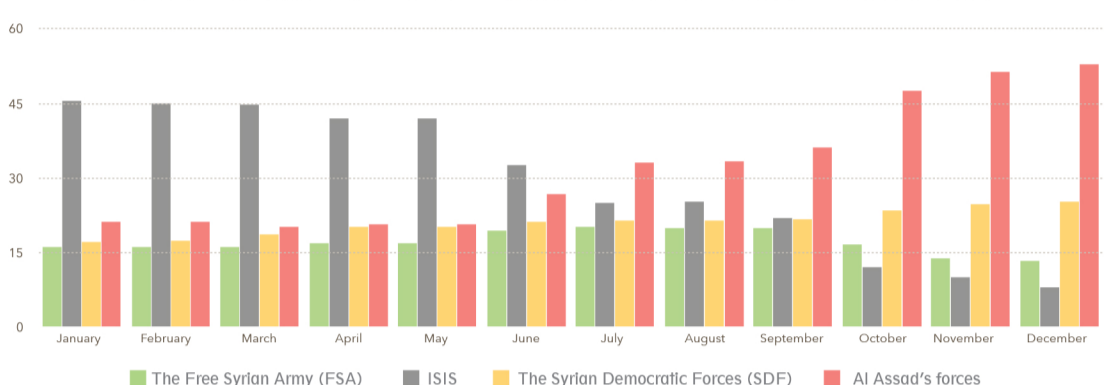
01-12-2017

Map of the military influence during December

Legend: The Free Syrian Army (FSA) (Green), ISIS (Grey), The Syrian Democratic Forces (SDF) (Yellow), Al Assad's forces (Red)

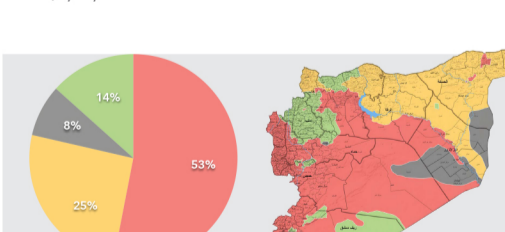
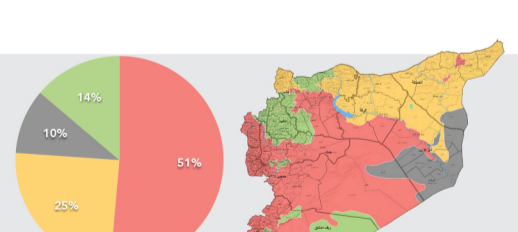
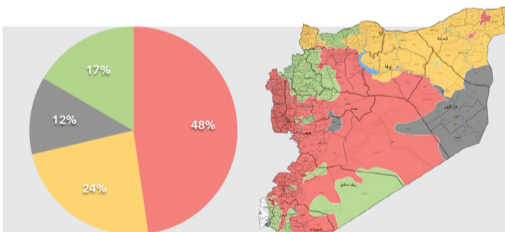
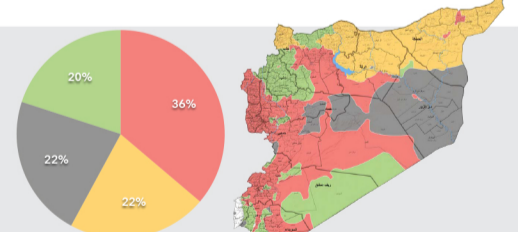
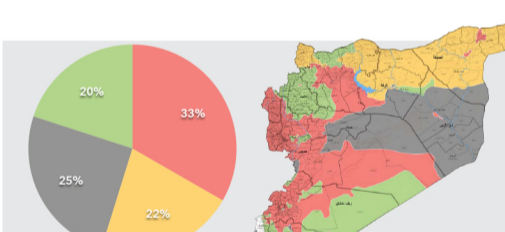
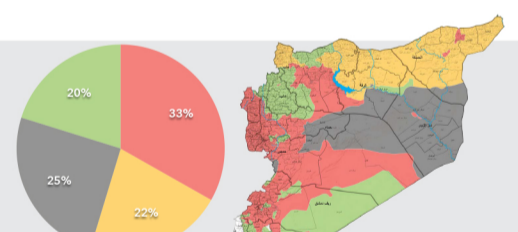
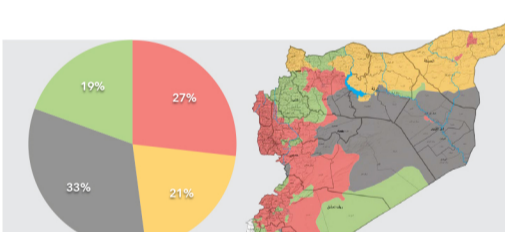
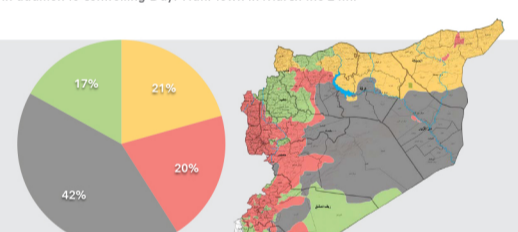
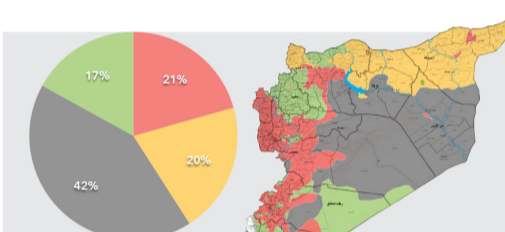
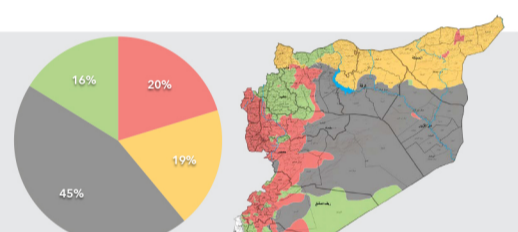
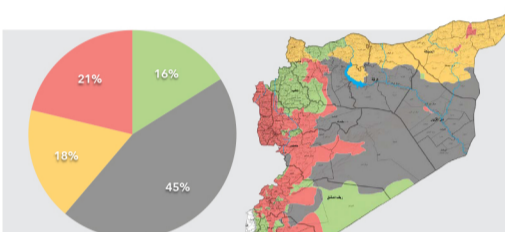
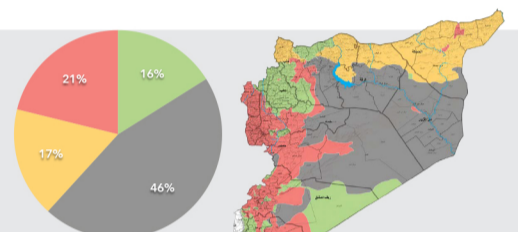


Legend: The Free Syrian Army (FSA) (Green), ISIS (Grey), The Syrian Democratic Forces (SDF) (Yellow), Al Assad's forces (Red)



Legend: The Free Syrian Army (FSA) (Green), ISIS (Grey), The Syrian Democratic Forces (SDF) (Yellow), Al Assad's forces (Red)

The most significant events about the military influence during 2017



The percentiles of military influence for different forces in Syria during 2017

	January	February	March	April	May	June	July	August	September	October	November	December
The Free Syrian Army	16.08	16.09	16.18	17	16.97	19.5	20.2	20	20	16.6	13.8	13.8
ISIS	45.67	45.11	44.83	42.13	42.1	32.6	25.1	25.2	22.1	12.1	10.1	8
The Syrian Democratic Forces	17.08	17.56	18.72	20.25	20.36	21.14	21.50	21.5	21.7	23.6	24.7	25.4
Al Assad's forces	21.17	21.24	20.27	20.62	20.66	26.76	33.2	33.3	36.2	47.7	51.4	52.8